

# Dual In-Line Transition Connector



## Series 8399

**Series 8399** dual in-line transition connector is available in industry standard sizes of 10-64 positions. It will accommodate Series 2026 0.050" (1.27mm) ribbon cable, and is available with or without strain relief and has an optional cable stop facility. It forms a simple and cost effective method of terminating IDC ribbon cable to a PCB.



### TECHNICAL SPECIFICATION

**Material:**

Molding - UL94VO rated glass filled grey polyester

Contact - Copper alloy

**Contact Plating:**

Tin lead

**Current Rating:**

1 ampere

**Voltage Rating:**

350V DC or AC peak

**Insulation Resistance:**

>1000 megohms

**Dielectric Withstanding Voltage:**

1050 DC or AC peak

**Operating Temperature:**

-55°C to +105°C

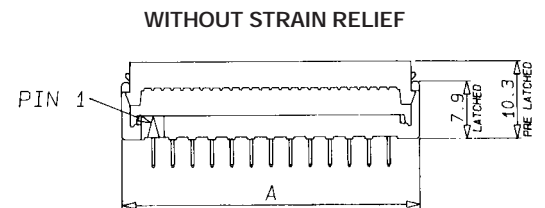
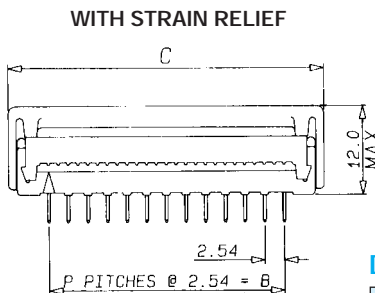
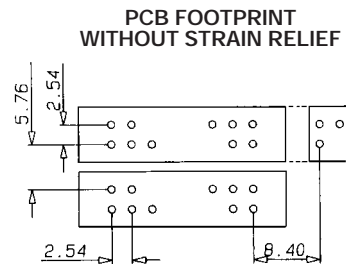
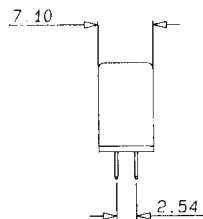
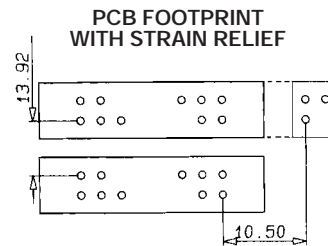
**Wire Gauge:**

26 AWG Solid & Stranded

28 AWG Solid & Stranded

**UL File No.** E90723

**CSA File No.** 1255749



**DIMENSIONS:** millimeters (inches)

No. of Positions	A	B	P	C
010	18.45 (0.726)	10.16 (.400)	4	20.27 (0.798)
014	23.53 (0.926)	15.24 (.600)	6	25.65 (1.01)
016	26.07 (1.03)	17.78 (.700)	7	28.19 (1.11)
020	31.15 (1.23)	22.86 (.900)	9	33.27 (1.31)
026	38.77 (1.53)	30.48 (1.20)	12	40.89 (1.61)
034	48.93 (1.93)	40.64 (1.60)	16	51.05 (2.01)
040	56.55 (2.23)	48.26 (1.90)	19	58.67 (2.31)
050	69.25 (2.73)	60.96 (2.40)	24	71.37 (2.81)
060	81.95 (3.23)	73.66 (2.90)	39	84.07 (3.31)
064	87.03 (3.42)	78.74 (3.10)	31	89.15 (3.51)

# Dual In-Line Transition Connector



## Series 8399

### CUSTOMER APPLICATION TOOLING

A standard hand press set and platen is available. See page 27.

### ORDERING CODE

<b>00</b>	<b>8399</b>	<b>016</b>	<b>00</b>	<b>0</b>	<b>2</b>	<b>02</b>
<b>Connector Code Prefix</b>	<b>Series Number</b>	<b>Number of Contacts</b>	<b>Strain Relief</b>	<b>Cable Stop</b>	<b>Contact</b>	<b>Plating</b>
00 = Standard		010 = 10 position 014 = 14 position 016 = 16 position 020 = 20 position 026 = 26 position 034 = 34 position 040 = 40 position 050 = 50 position 060 = 60 position 064 = 64 position	00 = Without strain relief 01 = With strain relief	0 = Without cable stop Standard 1 = With cable stop Special	2 = 3.6mm tail phosphor bronze 3 = 2.8mm tail phosphor bronze	02 = Tin Lead